

IV Pressure Pads

HAEMOSTATIC DRESSING



Created with pressure sensitive technology, our sterile IV Pressure Pads are ideal to use following removal of an IV, after injections or drawing blood.

Its unique packaging allows a quick, one touch application without contaminating the pad or adhesive.

The round haemostatic pad is highly absorbent and creates a compression effect. The pad is secured with a breathable non-woven fabric and high performance adhesive.

CODE	DESCRIPTION	BOX QTY.
------	-------------	----------

IV PRESSURE PAD – STERILE & LATEX FREE

DEF929	36mm, with 16mm Pad	100
--------	---------------------	-----



IV Pressure Pads

HAEMOSTATIC DRESSING

STERILE IV PRESSURE PAD THAT CAN BE APPLIED THROUGH ONE TOUCH APPLICATION

PACKAGING

Sterile pressure pad Ethylene Oxide Gas Sterilisation

Each carton contains 100 IV pressure pads, each individually packaged in a peel down pack with 5 packs per strip. Easy to open and apply.

Able to open hygienically

Unique application which allows you to apply pressure pad without contaminating the pad or adhesive.



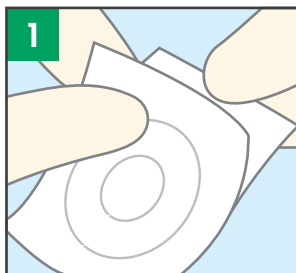
SECURING

Adhesive face that is gentle on skin

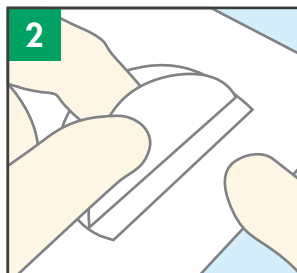
HAEMOSTATIC PAD

Ideal compression effect
Cellulose non-woven technology fabric that is highly absorbent.
Pad is 3mm thick.

HOW TO USE



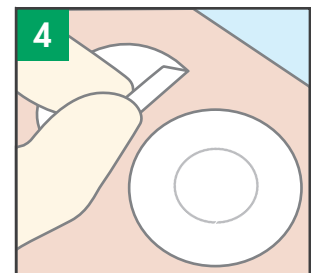
1 Open up the package



2 Remove and peel pad off by holding onto the white liner.



3 Apply on the puncture site. Keep holding the surface of injection pad and release the liner on the back.



4 Apply whole part on the skin surface, and remove the liner.

REMOVAL

- After bleeding has stopped, remove the pressure pad slowly and carefully.
- Remove after 3 hours in-situ.

HOW TO STORE THIS PRODUCT

- Store at room temperature.
- Keep away from water, high temperatures, high humidity and direct sunlight.

PRECAUTIONS

- If the wound becomes infected while using the product, please remove and seek appropriate treatment.
- If you develop skin lesions (e.g. rashes, flares or itching) while using this product, please remove and seek appropriate treatment.
- In case the product gets wet or tainted, or if blood or exudate discharges on the pad, please take it off and apply a fresh pad immediately.
- If the product is defaced, broken or gets wet when used, please peel off.
- The product should be used immediately after the seal is broken.
- Peel off the pad slowly along the flow of your body hair upon removal.